

2013

---

**DN**

*J*

Figure 1.

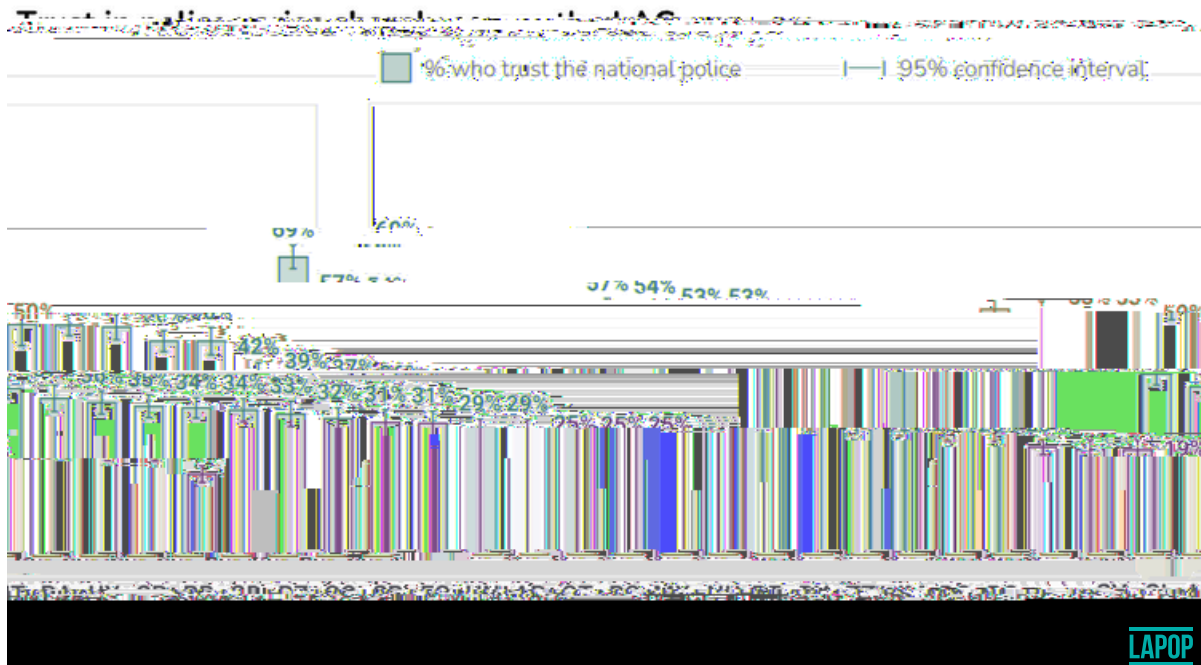



Figure 2.




---

## **Gender Age Education and Place of Residence Predict Trust in Police**

To evaluate who places more or less trust in the national police in the LAC region, I start by using an OLS regression analysis to assess the variable's relationship with age, education, wealth, gender, and urban/rural location. As depicted in Figure 2,



**Figure 3.**



---

C

T

LAC . R

.A ,I

.F , , - ,

I

.<sup>18</sup>I

(. .

).<sup>19</sup>A ,

.T

---





14. To conduct this analysis, I used the following variables: B21A. To what extent do you trust the President/Prime Minister? The original 1 (Not at all) to 7 (A lot) scale was rescaled to run from 0 to 1. SOCT2. Do you think

15.

16.

17.

18.

19.

B , . 2018. C

